

Application Note - AN 100 Access to Planevision Systems Internet Customer Area

Customized documentation for PlaneTRack devices is accessible via a closed internet customer web area.

Here is how to access: the Customer Area:

1. **Retrieve your user login and password from the frontpage of the printed Operating Manual or the nameplate of your PlaneTRack device.**



PlaneTRack^(tm) Type

**ADS-B Surveillance Receiver
(19" insert)**



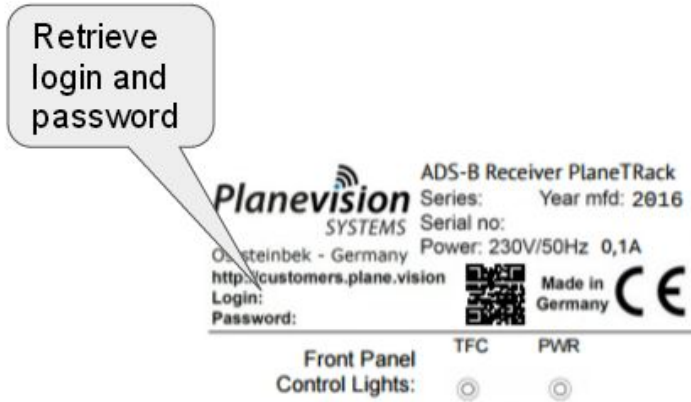
Operating Manual

Effectivity: s/n

Customer area	http://customers.plane.vision
Series master device login	
Web customer area password	

Retrieve
login and
password

All rights reserved (c) 2015, 2016



2. Enter the URL into your browser address line:

3. Enter the login (6 digits without dot) into the dialog field and press ENTER. The login must not necessarily be the serial number of your device. Several equal devices may be clustered under a single master login.



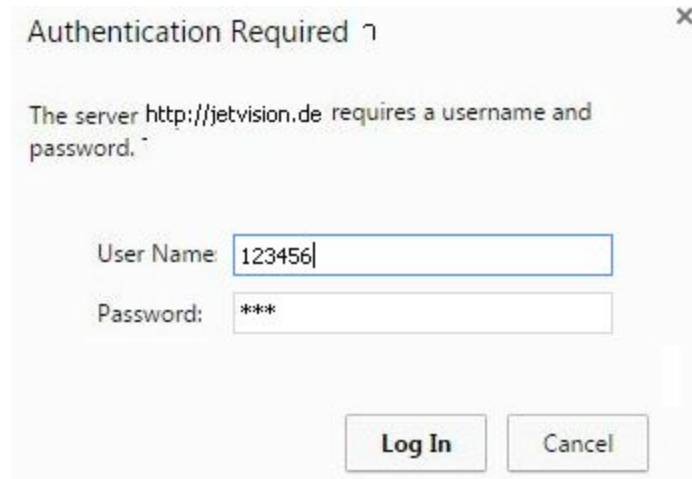
Customer area

Please enter the serial number of your device to proceed to your private area (without dots, e.g. "123.456" becomes "123456" as login)

In the subsequent password dialog re-enter your serial number as user name and the password of your device.
You will find the password on the rear panel nameplate of your device or the frontpage of the operating manual



In the next pop up enter your login again and your password, then press LOG IN.










The image shows a dialog box titled "Authentication Required" with a close button (X) in the top right corner. The message inside reads: "The server http://jetvision.de requires a username and password." Below the message are two input fields: "User Name" containing "123456" and "Password" containing "****". At the bottom of the dialog are two buttons: "Log In" and "Cancel".

Now you will see a directory listing with all files available for your devices. You can retrieve files by just clicking on list entry.

Planevision Systems Customer Area

Master serial no.: Effectivity:
Type of device: PlaneTRack Series of device:
Customer:
Date of first issue:

File	Size	Last Modified
 AN101-PlaneTRack_Asterix_formats-ApplicationNote.pdf		
 AN103-ADS-BMode-SandACASflightdataanalysiswithExtFlightData..		
 AN103-Appendix-ExtFlightData table-ApplicationNote.pdf		
 AN104-CommissioningPlaneTRackReceivingStation-ApplicationNo..		
 AN105-PlaneTRackVideoOutput-ApplicationNote.pdf		
 PlaneTRackTypeBOperatingManual.pdf		
 Table 6-1 PlaneTRack data formats and protocols - ed- Aug 2..		

(c) 2016 Planevision Systems GmbH